

Match Statistics

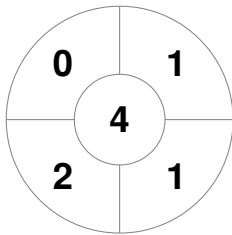
| Match # | Date | Time | Pool / Class | Pitch |
|---------|-------------|-------|--------------|---|
| 45 | 16 Jan 2023 | 09:00 | Bronze Medal | Sports Centre Brisbane Entertainment Centre |

| | | | |
|-----------------|--|--|--|
| Victoria | | | |
| GK Subs | | | |

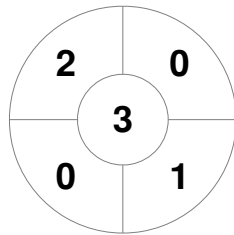
| Official | 1 | 2 | 3 | 4 | T |
|----------|---|---|---|---|---|
| VIC | 0 | 2 | 2 | 2 | 6 |
| ACT | 0 | 0 | 0 | 3 | 3 |

| | | | |
|-------------------------------------|----|--|--|
| Australian Capital Territory | | | |
| GK Subs | 39 | | |

Penalty Corners



VIC



ACT



VIC



ACT

Shots



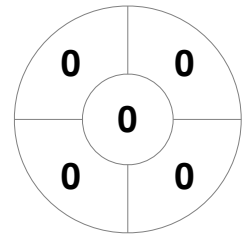
VIC



ACT

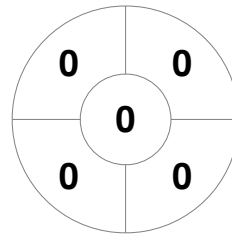


VIC

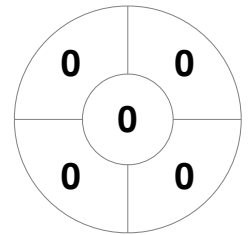


ACT

Shots on Target

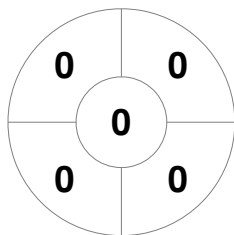


VIC

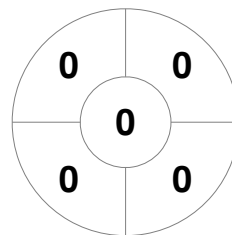


ACT

Possession %



VIC



ACT

