

Match Statistics

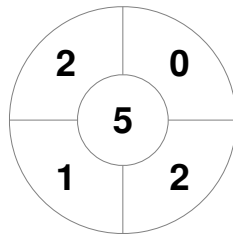
Match #	Date	Time	Pool / Class	Pitch
32	07 Oct 2017	16:00	Pool D	28

Australian Capital Territory	Official	1	2	3	4	T	India
	ACT	0	1	0	1	2	
	IND	0	0	0	0	0	

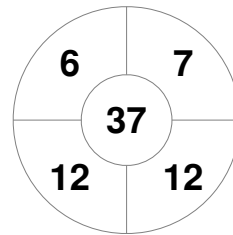
Penalty Corners



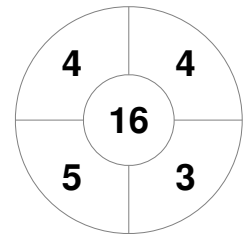
ACT



IND



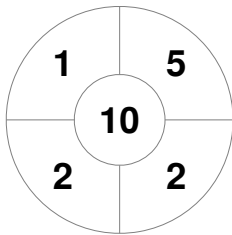
ACT



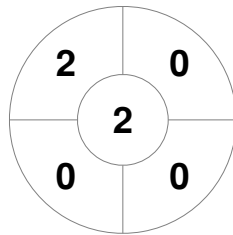
IND

Circle Entries

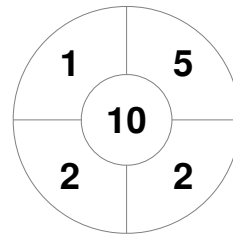
Shots



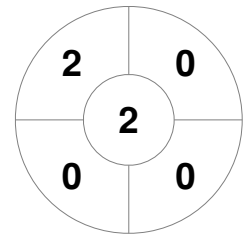
ACT



IND



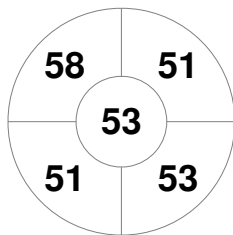
ACT



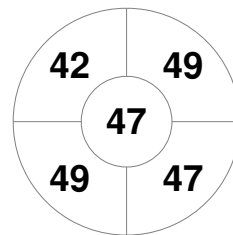
IND

Shots on Target

Possession %



ACT



IND

