

Match Statistics

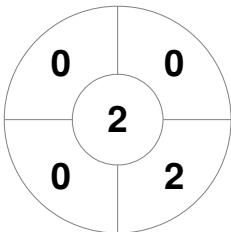
Match #	Date	Time	Pool / Class	Pitch
35	14 Jan 2024	18:00	Semi Final 3	Indoor Pitch 1

Australian Capital Territory		
GK Subs	39	

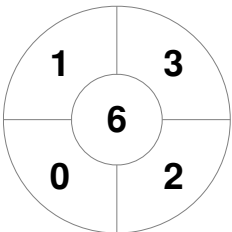
Official	1	2	3	4	T
ACT	1	0	0	1	2
QLDG	0	1	1	2	4

Queensland Gold		
GK Subs		

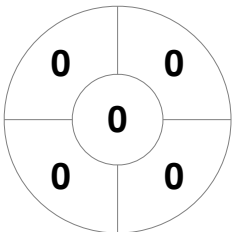
Penalty Corners



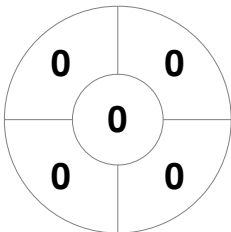
ACT



QLDG

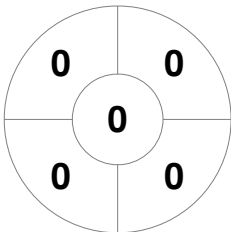


ACT

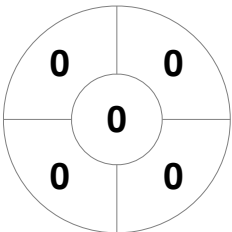


QLDG

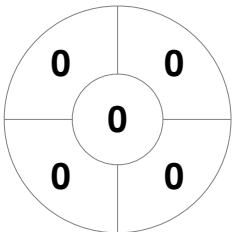
Shots



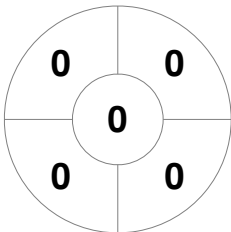
ACT



QLDG



ACT



QLDG

Circle Entries

Shots on Target

Possession %



ACT



QLDG

