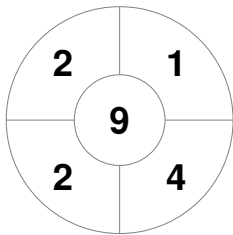


Match Statistics

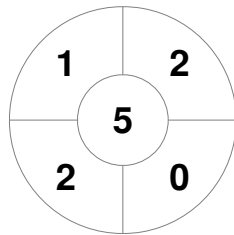
| | | | | |
|---------|-------------|-------|--------------|---------|
| Match # | Date | Time | Pool / Class | Pitch |
| 77 | 23 Jul 2024 | 09:45 | 70+ Men | Pitch 2 |

| | | | | | | | |
|-----------------|----------|---|---|---|---|---|------------------------------|
| New South Wales | Official | 1 | 2 | 3 | 4 | T | Australian Capital Territory |
| | NSW | 1 | 3 | 1 | 0 | 5 | |
| | ACT | 1 | 0 | 0 | 0 | 1 | |

Penalty Corners



NSW



ACT



NSW



ACT

Circle Entries

Shots



NSW



ACT



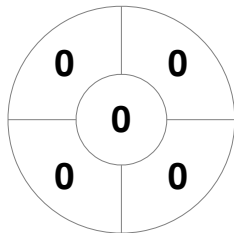
NSW



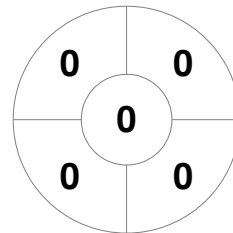
ACT

Shots on Target

Possession %



NSW



ACT

