

Match Statistics

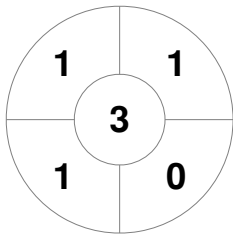
Match #	Date	Time	Pool / Class	Pitch
40	09 Jan 2025	12:45	Semi Final 2	Indoor Pitch 1

Australian Capital Territory			
GK Subs			

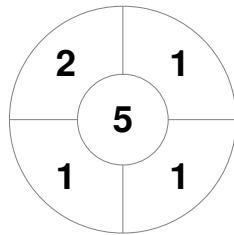
Official	1	2	3	4	T	SO
ACT	0	1	0	1	2	2
QLDM	0	1	0	1	2	1

Queensland Maroon			
GK Subs			

Penalty Corners



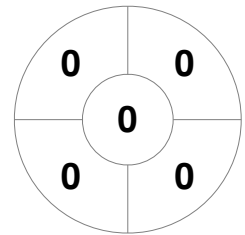
ACT



QLDM



ACT



QLDM

Circle Entries

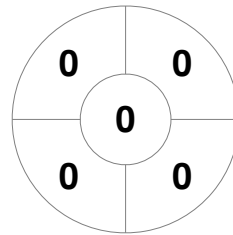
Shots



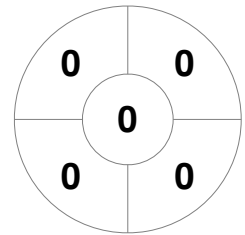
ACT



QLDM



ACT



QLDM

Shots on Target

Possession %



ACT



QLDM

