

Match Statistics

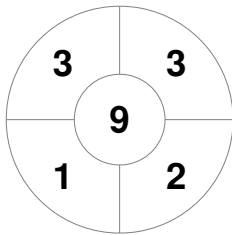
Match #	Date	Time	Pool / Class	Pitch
19	07 Jan 2025	14:00	Round 3	Indoor Pitch 1

New South Wales State	
GK Subs	40

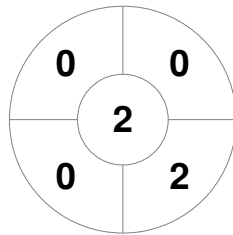
Official	1	2	3	4	T
NSWS	1	0	2	1	4
ACT	0	0	0	0	0

Australian Capital Territory	
GK Subs	

Penalty Corners



NSWS



ACT



NSWS



ACT

Circle Entries

Shots



NSWS



ACT



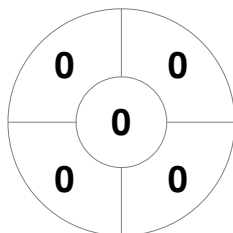
NSWS



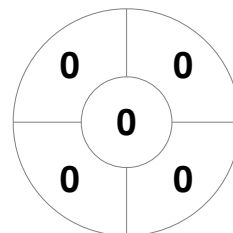
ACT

Shots on Target

Possession %



NSWS



ACT

