

Match Statistics

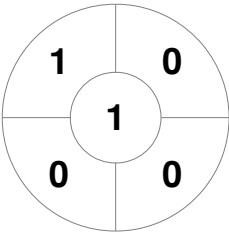
Match #	Date	Time	Pool / Class	Pitch
42	09 Jan 2025	15:00	5/6 Classification	Indoor Pitch 1 - National Hockey Centre

Western Australia		
GK Subs	34	

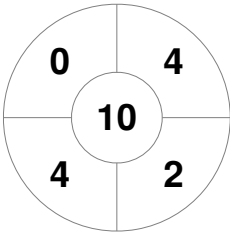
Official	1	2	3	4	T
WA	1	0	0	0	1
ACT	0	0	2	1	3

Australian Capital Territory		
GK Subs		

Penalty Corners



WA



ACT

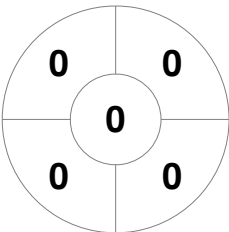


WA

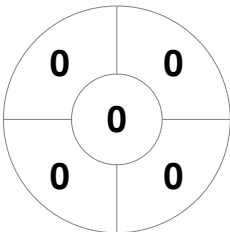


ACT

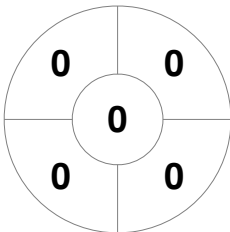
Shots



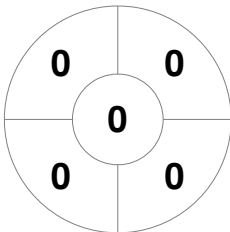
WA



ACT

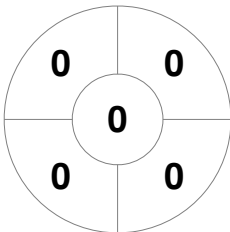


WA

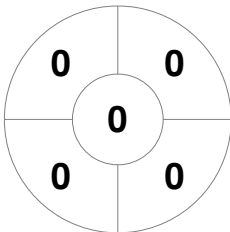


ACT

Shots on Target

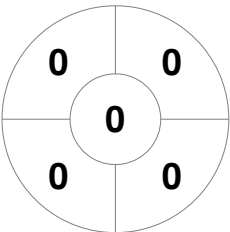


WA

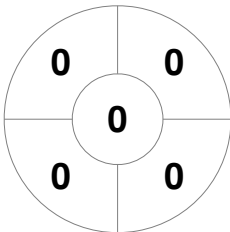


ACT

Possession %



WA



ACT

