

Match Statistics

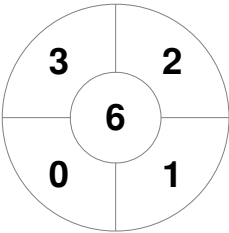
Match #	Date	Time	Pool / Class	Pitch
27	17 Jan 2025	10:00	Quarter Final 2	Indoor Pitch 1 - National Hockey Centre

New South Wales State			
GK Subs			

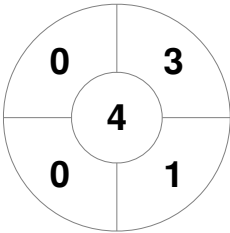
Official	1	2	3	4	T
NSWS	0	0	2	1	3
ACT	0	0	0	1	1

Australian Capital Territory			
GK Subs	34		

Penalty Corners



NSWS



ACT



NSWS



ACT

Circle Entries



NSWS



ACT



NSWS

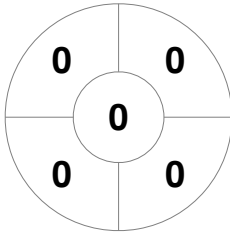


ACT

Shots on Target



NSWS

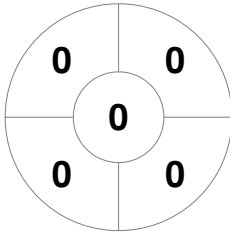


ACT

Possession %



NSWS



ACT

