

Match Statistics

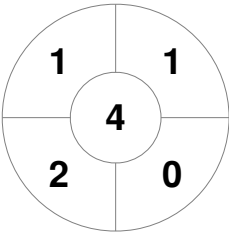
Match #	Date	Time	Pool / Class	Pitch
34	17 Jan 2025	17:00	Semi Final 4	Indoor Pitch 1 - National Hockey Centre

Australian Capital Territory			
GK Subs			

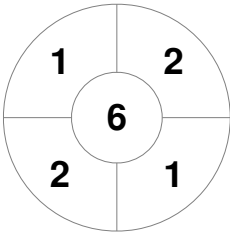
Official	1	2	3	4	T
ACT	0	0	1	1	2
WA	0	0	1	0	1

Western Australia			
GK Subs	38		

Penalty Corners

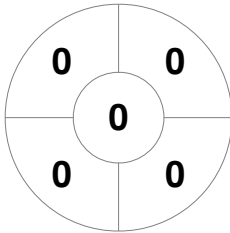


ACT

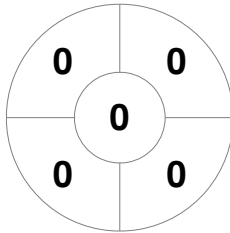


WA

Circle Entries



ACT



WA

Shots



ACT

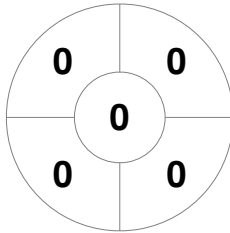


WA

Shots on Target



ACT



WA

Possession %



ACT



WA

