

Match Statistics

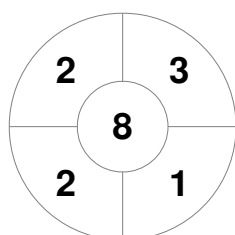
| Match # | Date | Time | Pool / Class | Pitch |
|---------|-------------|-------|-----------------|---|
| 30 | 17 Jan 2025 | 13:00 | Quarter Final 4 | Indoor Pitch 1 - National Hockey Centre |

| | | | |
|------------------------------|--|--|--|
| Australian Capital Territory | | | |
| GK Subs | | | |

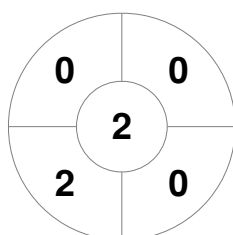
| Official | 1 | 2 | 3 | 4 | T |
|----------|---|---|---|---|---|
| ACT | 1 | 0 | 1 | 2 | 4 |
| TAS | 0 | 0 | 0 | 0 | 0 |

| | | | |
|----------|--|--|--|
| Tasmania | | | |
| GK Subs | | | |

Penalty Corners



ACT



TAS



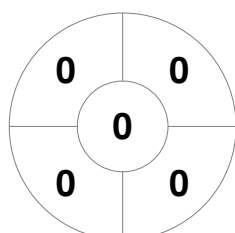
ACT



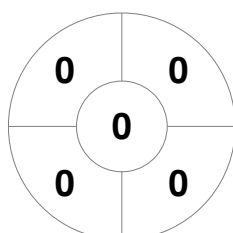
TAS

Circle Entries

Shots

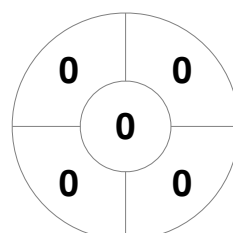


ACT

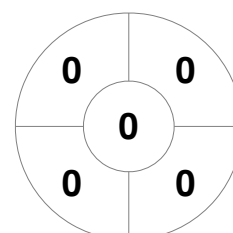


TAS

Shots on Target

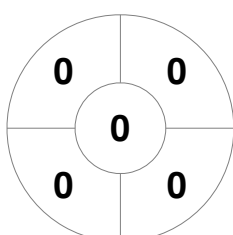


ACT



TAS

Possession %



ACT



TAS

