

Match Statistics

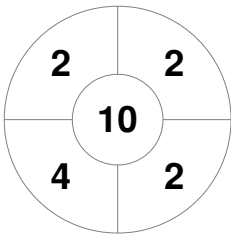
Match #	Date	Time	Pool / Class	Pitch
39	18 Jan 2025	11:30	Semi Final 1	Indoor Pitch 1 - National Hockey Centre

Queensland Maroon			
GK Subs			

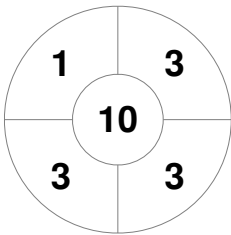
Official	1	2	3	4	T	SO
QLDM	1	0	0	0	1	1
ACT	0	1	0	0	1	0

Australian Capital Territory			
GK Subs			

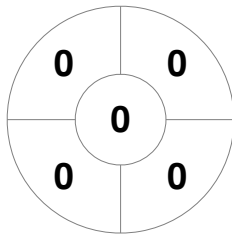
Penalty Corners



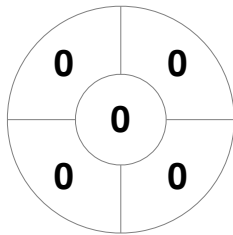
QLDM



ACT



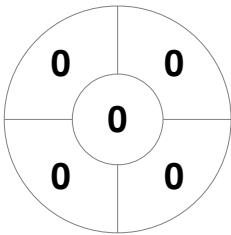
QLDM



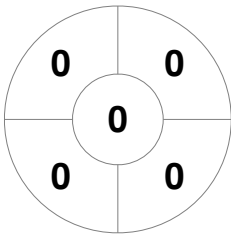
ACT

Circle Entries

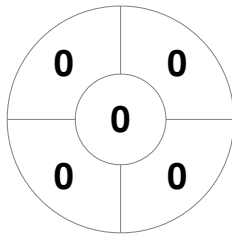
Shots



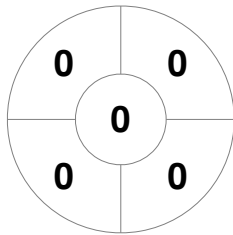
QLDM



ACT



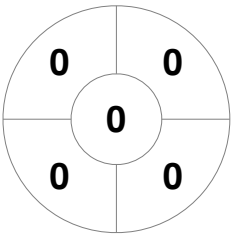
QLDM



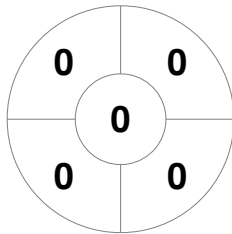
ACT

Shots on Target

Possession %



QLDM



ACT

