

### Match Statistics

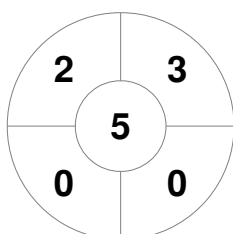
| Match # | Date        | Time  | Pool / Class    | Pitch   |
|---------|-------------|-------|-----------------|---------|
| 32      | 07 May 2025 | 18:00 | Quarter Final 1 | Pitch 1 |

Australian Capital Territory

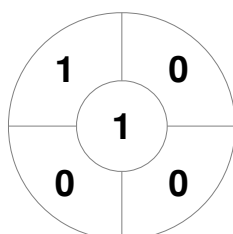
| Official | 1 | 2 | 3 | 4 | T |
|----------|---|---|---|---|---|
| ACT      | 1 | 1 | 0 | 1 | 3 |
| WA       | 0 | 1 | 0 | 1 | 2 |

Western Australia

### Penalty Corners



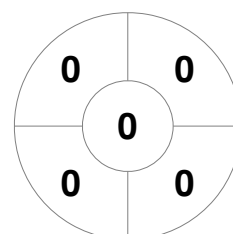
ACT



WA



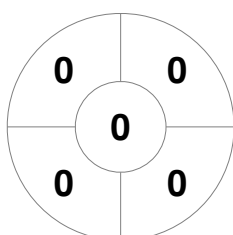
ACT



WA

### Circle Entries

### Shots



ACT

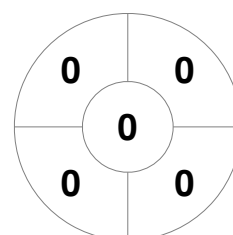


WA

### Shots on Target



ACT



WA

### Possession %



ACT



WA

