

Match Statistics

| | | | | |
|---------|-------------|-------|--------------|----------------|
| Match # | Date | Time | Pool / Class | Pitch |
| 8 | 18 Jan 2017 | 10:00 | Pool A | Indoor Pitch 1 |

| | | | |
|-------------------------------------|--|---------|--|
| Australian Capital Territory | | | |
| Timeouts | | GK Subs | |

| | | | |
|----------|---|---|---|
| Official | 1 | 2 | T |
| ACT | 3 | 4 | 7 |
| TAS | 0 | 0 | 0 |

| | | | |
|-----------------|----|---------|--|
| Tasmania | | | |
| Timeouts | 31 | GK Subs | |

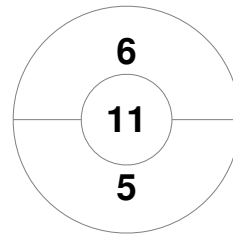
Penalty Corners



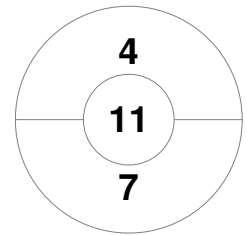
ACT



TAS



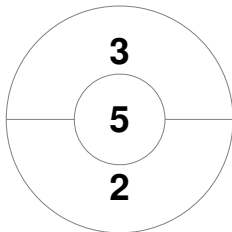
ACT



TAS

Circle Entries

Shots

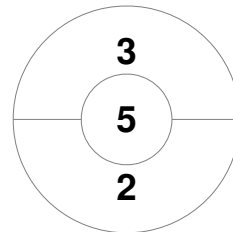


ACT



TAS

Shots on Target

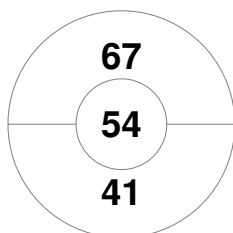


ACT

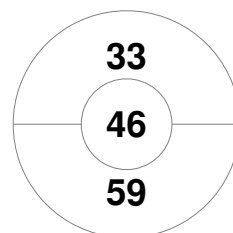


TAS

Possession %



ACT



TAS

