

**Match Statistics**

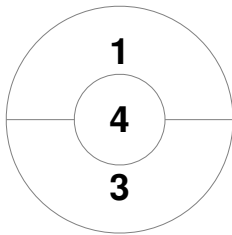
Match #	Date	Time	Pool / Class	Pitch
11	11 Jan 2017	16:00	Pool A	Indoor Pitch 1

Australian Capital Territory				
Timeouts	18	27	GK Subs	37

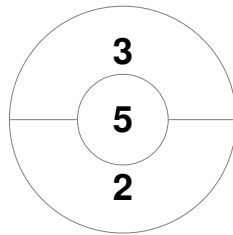
Official	1	2	T
ACT	1	2	3
QLD	1	5	6

Queensland				
Timeouts	12	32	GK Subs	

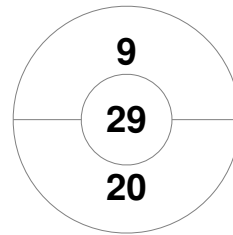
**Penalty Corners**



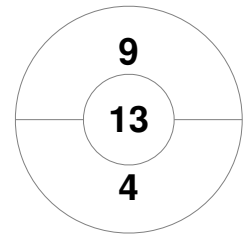
**ACT**



**QLD**



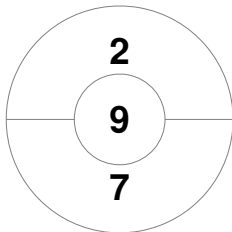
**ACT**



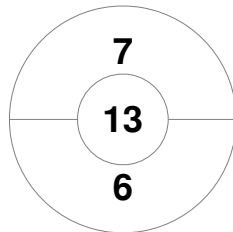
**QLD**

**Circle Entries**

**Shots**

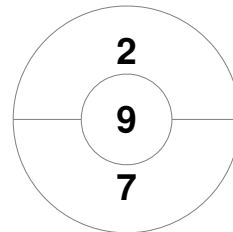


**ACT**

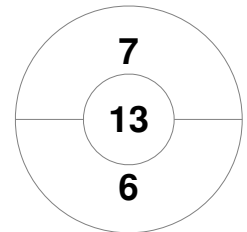


**QLD**

**Shots on Target**

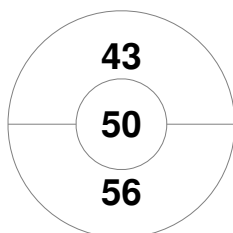


**ACT**

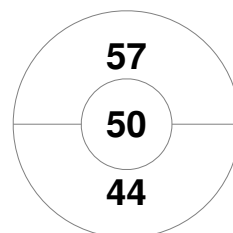


**QLD**

**Possession %**



**ACT**



**QLD**

