

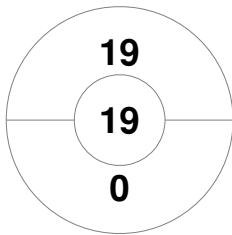
**Match Statistics**

Match #	Date	Time	Pool / Class	Pitch
10	20 Apr 2017	17:00	Pool A	Pitch 2

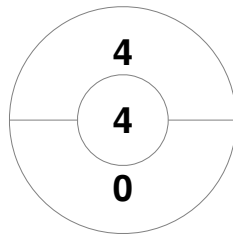
<b>Western Australia</b>	Official	1	2	T
	WA	5	3	8
	NT	0	0	0

<b>Northern Territory</b>
---------------------------

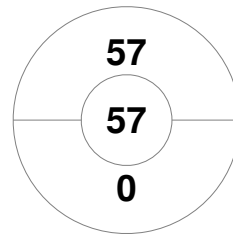
**Penalty Corners**



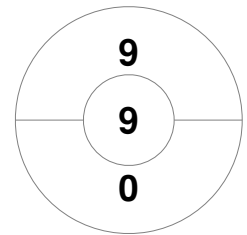
**WA**



**NT**



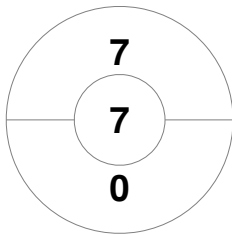
**WA**



**NT**

**Circle Entries**

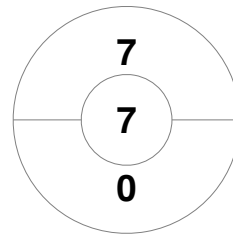
**Shots**



**WA**



**NT**



**WA**



**NT**

**Shots on Target**

**Possession %**



**WA**



**NT**

