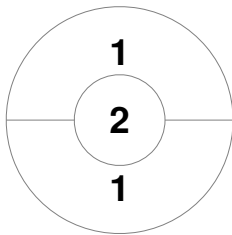


**Match Statistics**

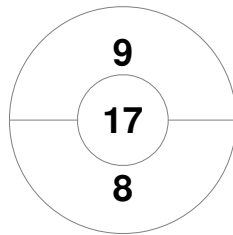
Match #	Date	Time	Pool / Class	Pitch
18	23 Apr 2017	13:00	Pool A, Pool B	Pitch 2

<b>Australian Capital Territory</b>	Official	1	2	T	<b>Queensland</b>
	ACT	0	1	1	
	QLD	6	1	7	

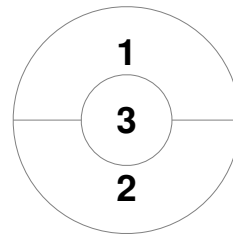
**Penalty Corners**



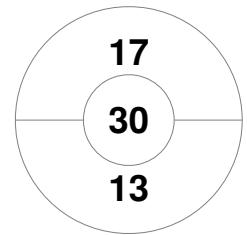
**ACT**



**QLD**



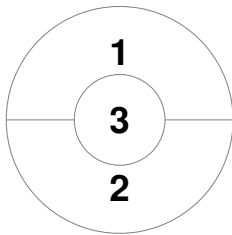
**ACT**



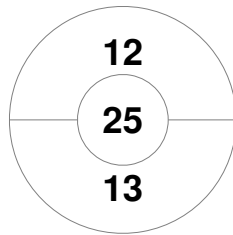
**QLD**

**Circle Entries**

**Shots**

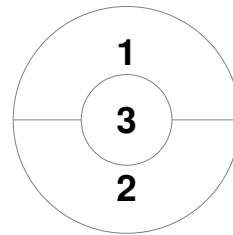


**ACT**

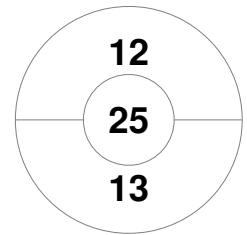


**QLD**

**Shots on Target**

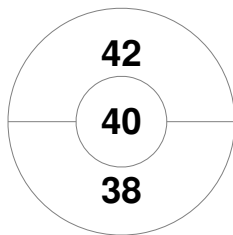


**ACT**

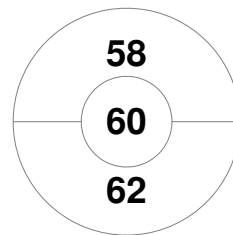


**QLD**

**Possession %**



**ACT**



**QLD**

