

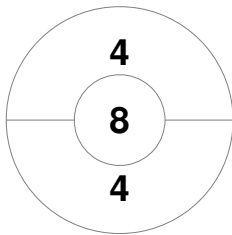
Match Statistics

Match #	Date	Time	Pool / Class	Pitch
18	23 Apr 2017	13:00	Pool A, Pool B	Pitch 1

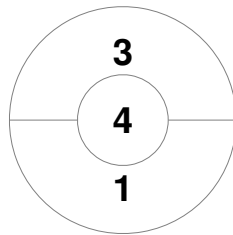
<b>South Australia</b>	Official	1	2	T
	SA	1	1	2
	ACT	1	2	3

<b>Australian Capital Territory</b>
-------------------------------------

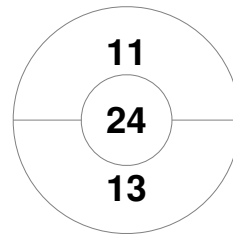
Penalty Corners



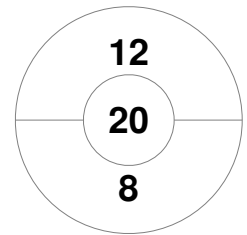
SA



ACT



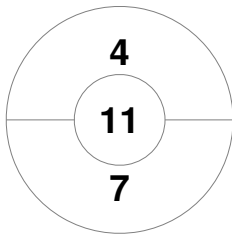
SA



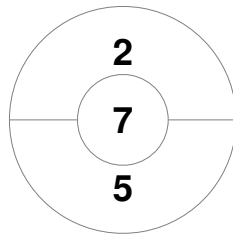
ACT

Circle Entries

Shots

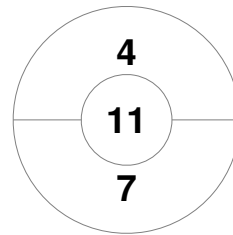


SA

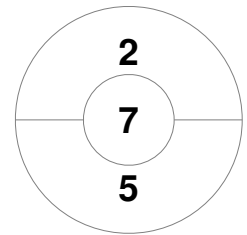


ACT

Shots on Target

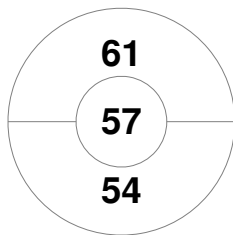


SA

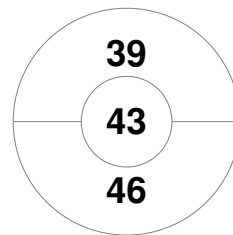


ACT

Possession %



SA



ACT

