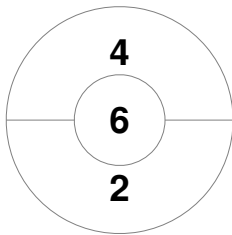


**Match Statistics**

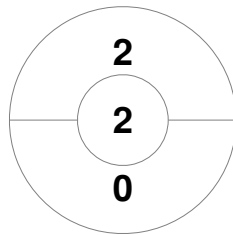
Match #	Date	Time	Pool / Class	Pitch
24	24 Apr 2017	15:00	Pool B	Pitch 2

<b>New South Wales State</b>	Official	1	2	T	<b>Australian Capital Territory</b>
	NSW S	0	7	7	
	ACT	0	0	0	

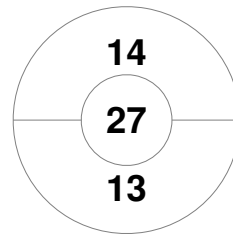
**Penalty Corners**



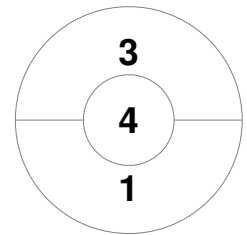
**NSW S**



**ACT**



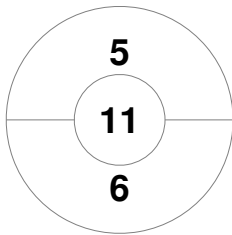
**NSW S**



**ACT**

**Circle Entries**

**Shots**

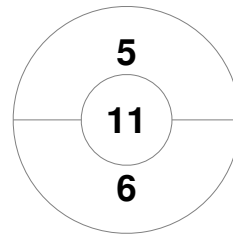


**NSW S**



**ACT**

**Shots on Target**

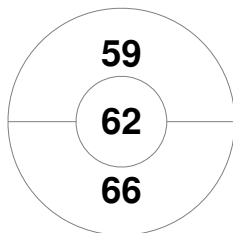


**NSW S**

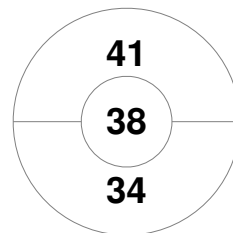


**ACT**

**Possession %**



**NSW S**



**ACT**

