

Match Statistics

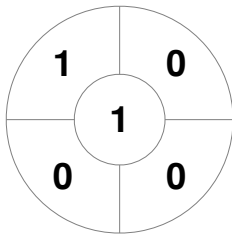
Match #	Date	Time	Pool / Class	Pitch
4	13 Jan 2020	17:00	Pool A	Indoor Pitch 1

<b>Queensland</b>			
GK Subs			

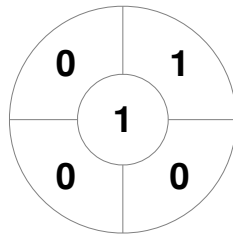
Official	1	2	3	4	T
QLD	1	0	2	1	4
ACT	0	1	0	0	1

<b>Australian Capital Territory</b>			
GK Subs			

Penalty Corners



QLD



ACT

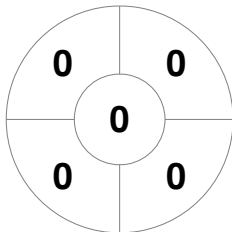


QLD

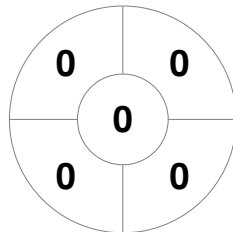


ACT

Shots



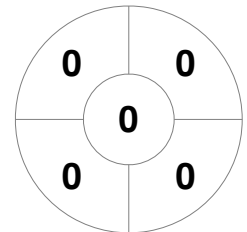
QLD



ACT

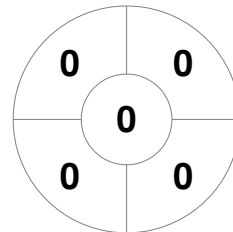


QLD

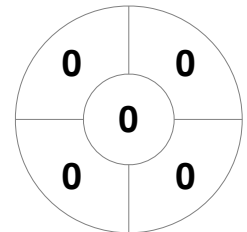


ACT

Shots on Target



QLD



ACT

Possession %



QLD



ACT

