

Match Statistics

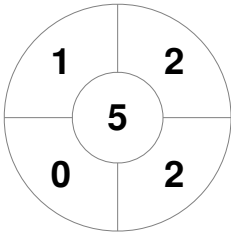
Match #	Date	Time	Pool / Class	Pitch
20	04 Jan 2023	15:00	Round 4	Pitch 1 - Sports Centre Brisbane Entertainment Centre

New South Wales State			
GK Subs			

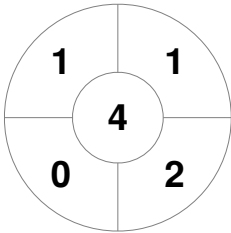
Official	1	2	3	4	T
NSWS	0	3	0	2	5
ACT	0	1	1	2	4

Australian Capital Territory			
GK Subs			

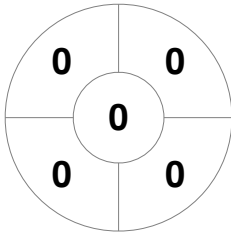
Penalty Corners



NSWS



ACT



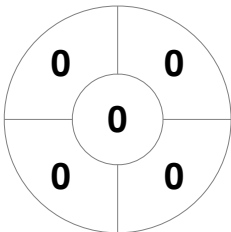
NSWS



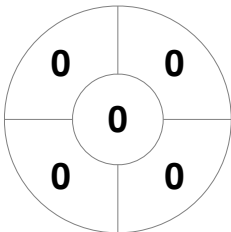
ACT

Circle Entries

Shots

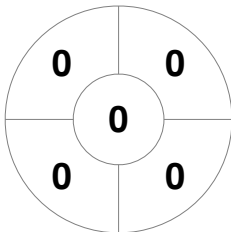


NSWS

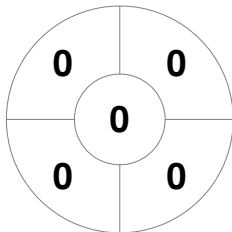


ACT

Shots on Target

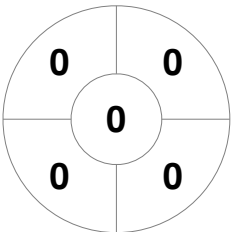


NSWS

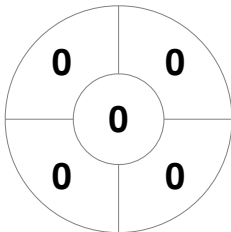


ACT

Possession %



NSWS



ACT

