

Match Statistics

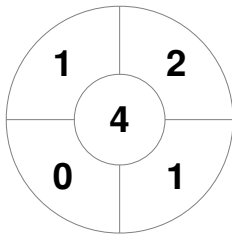
Match #	Date	Time	Pool / Class	Pitch
35	10 Jan 2023	19:10	Semi Final 2	Sports Centre Brisbane Entertainment Centre

Queensland			
GK Subs			

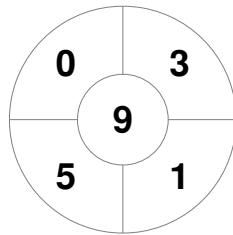
Official	1	2	3	4	T	SO
QLD	1	0	1	1	3	0
ACT	0	1	0	2	3	2

Australian Capital Territory			
GK Subs			

Penalty Corners



QLD



ACT

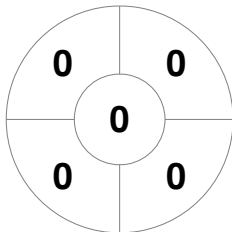


QLD

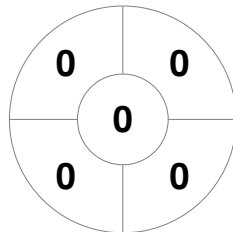


ACT

Shots



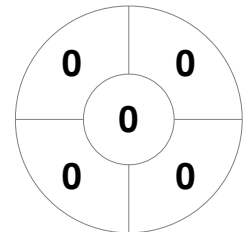
QLD



ACT



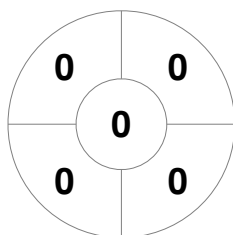
QLD



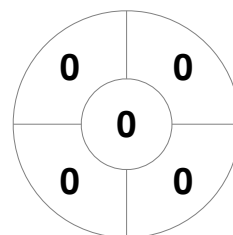
ACT

Shots on Target

Possession %



QLD



ACT

