

Match Statistics

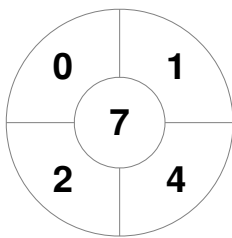
| | | | | |
|---------|-------------|-------|--------------|---------|
| Match # | Date | Time | Pool / Class | Pitch |
| 40 | 15 Jan 2023 | 12:45 | Semi Final 2 | Pitch 1 |

| | | | |
|--------------------------|--|--|--|
| Queensland Maroon | | | |
| GK Subs | | | |

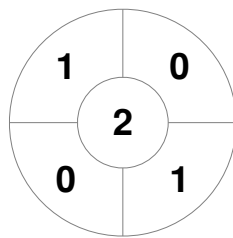
| | | | | | | |
|----------|---|---|---|---|---|----|
| Official | 1 | 2 | 3 | 4 | T | SO |
| QLDM | 0 | 0 | 1 | 0 | 1 | 1 |
| NSWB | 0 | 0 | 0 | 1 | 1 | 0 |

| | | | |
|------------------------------|--|--|--|
| New South Wales Blues | | | |
| GK Subs | | | |

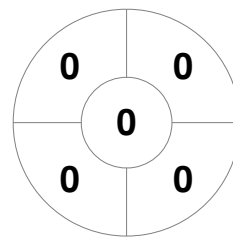
Penalty Corners



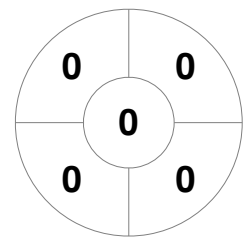
QLDM



NSWB



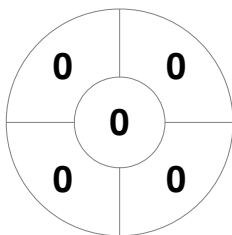
QLDM



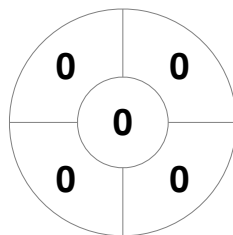
NSWB

Circle Entries

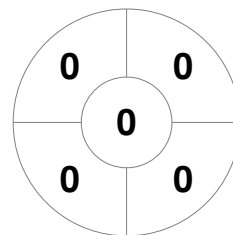
Shots



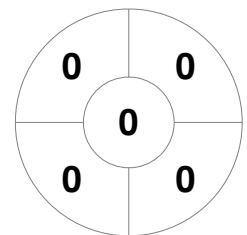
QLDM



NSWB



QLDM



NSWB

Shots on Target

Possession %



QLDM



NSWB

