

Match Statistics

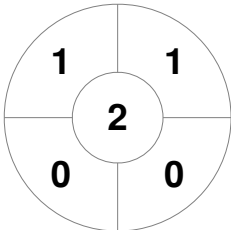
Match #	Date	Time	Pool / Class	Pitch
43	15 Jan 2023	16:00	7/8 Classification	Pitch 1 - Sports Centre Brisbane Entertainment Centre

Tasmania			
GK Subs			

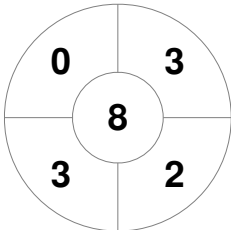
Official	1	2	3	4	T
TAS	0	0	0	0	0
ACT	0	1	2	1	4

Australian Capital Territory			
GK Subs			

Penalty Corners



TAS



ACT



TAS



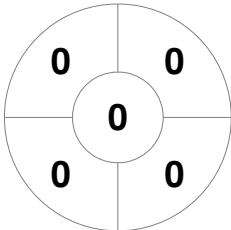
ACT

Circle Entries

Shots

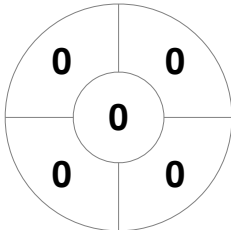


TAS

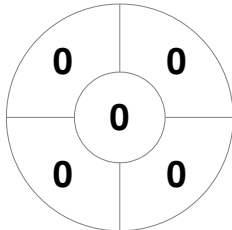


ACT

Shots on Target

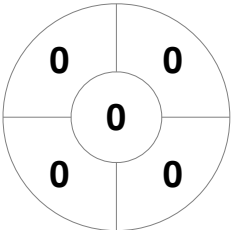


TAS

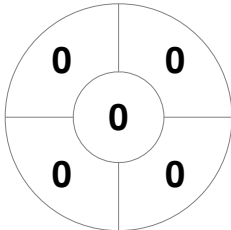


ACT

Possession %



TAS



ACT

