

Match Statistics

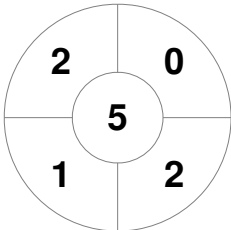
Match #	Date	Time	Pool / Class	Pitch
33	23 Jan 2023	16:00	Semi Final 3	Pitch 1 - Sports Centre   Brisbane Entertainment Centre

Australian Capital Territory		
GK Subs	39	

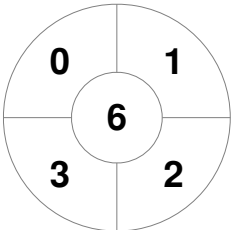
Official	1	2	3	4	T	SO
ACT	2	0	1	1	4	1
WA	0	3	1	0	4	0

Western Australia		
GK Subs		

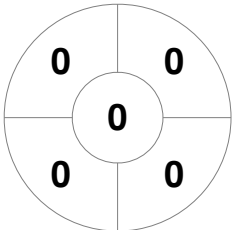
Penalty Corners



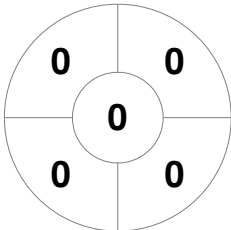
ACT



WA



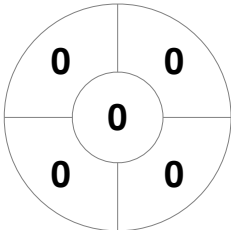
ACT



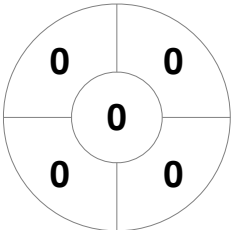
WA

Circle Entries

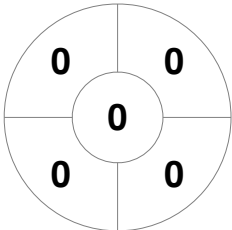
Shots



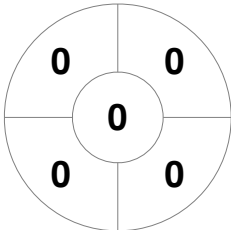
ACT



WA



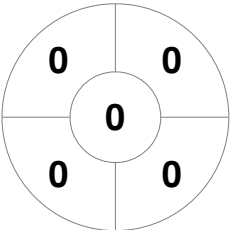
ACT



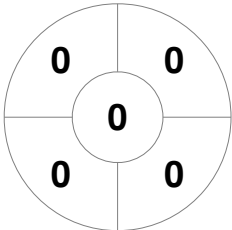
WA

Shots on Target

Possession %



ACT



WA

