

Match Statistics

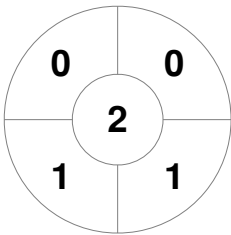
Match #	Date	Time	Pool / Class	Pitch
44	24 Jan 2023	17:00	5/6 Classification	Pitch 1 - Sports Centre Brisbane Entertainment Centre

New South Wales Blues			
GK Subs			

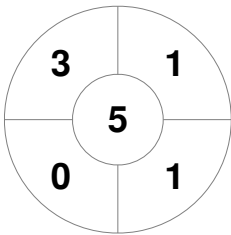
Official	1	2	3	4	T
NSWB	0	1	2	0	3
ACT	1	0	1	1	3

Australian Capital Territory			
GK Subs	39		

Penalty Corners



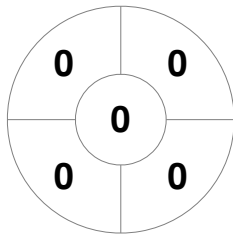
NSWB



ACT



NSWB



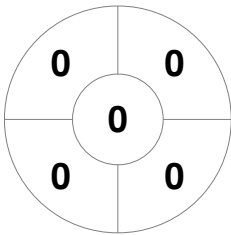
ACT

Circle Entries

Shots

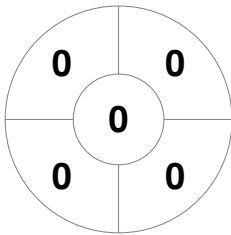


NSWB

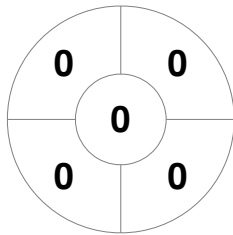


ACT

Shots on Target

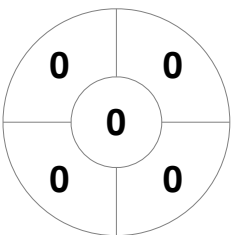


NSWB

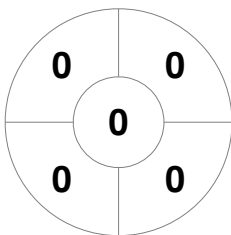


ACT

Possession %



NSWB



ACT

