

Match Statistics

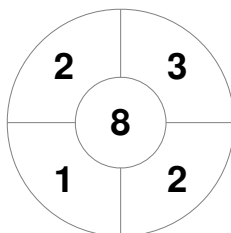
Match #	Date	Time	Pool / Class	Pitch
30	19 Jan 2023	13:00	Round 1	Pitch 1 - Sports Centre Brisbane Entertainment Centre

Western Australia			
GK Subs			

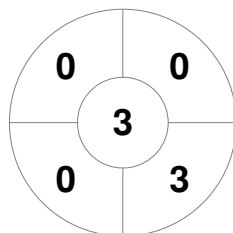
Official	1	2	3	4	T
WA	1	1	1	2	5
ACT	0	0	0	0	0

Australian Capital Territory			
GK Subs			

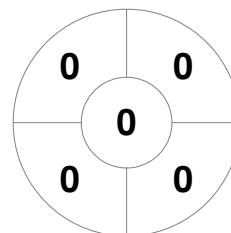
Penalty Corners



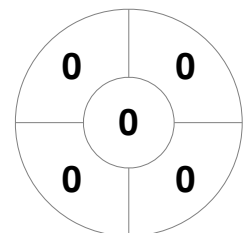
WA



ACT

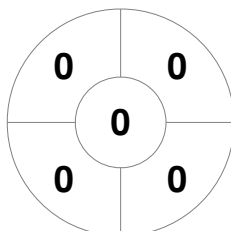


WA

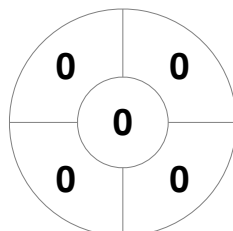


ACT

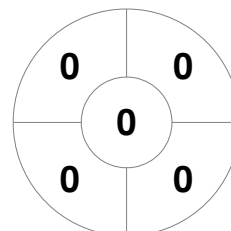
Shots



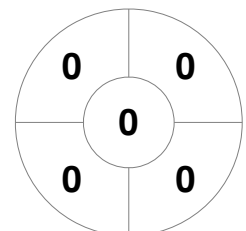
WA



ACT

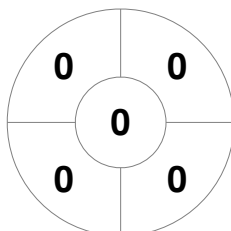


WA

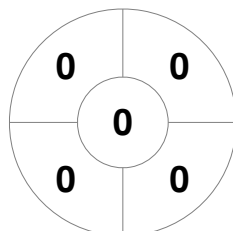


ACT

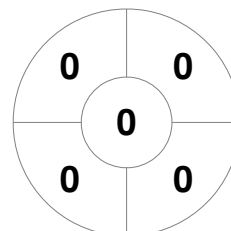
Shots on Target



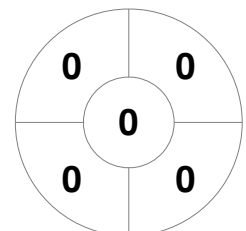
WA



ACT

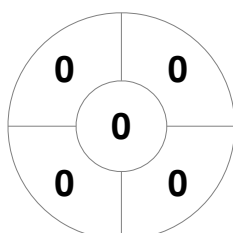


WA

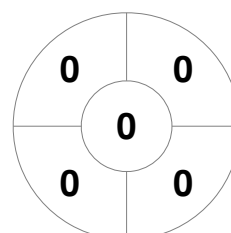


ACT

Possession %



WA



ACT

