

### Match Statistics

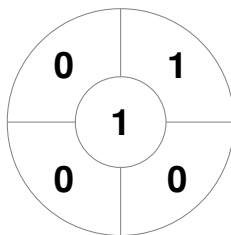
Match #	Date	Time	Pool / Class	Pitch
33	28 Mar 2023	09:00	Semi Final 3	Pitch 2 - Sydney Olympic Park Hockey Centre

**Australian Capital Territory**

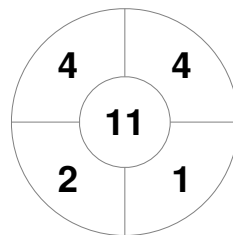
Official	1	2	3	4	T
ACT	0	0	0	0	0
VIC	1	2	1	1	5

**Victoria**

### Penalty Corners



**ACT**



**VIC**

### Circle Entries



**ACT**

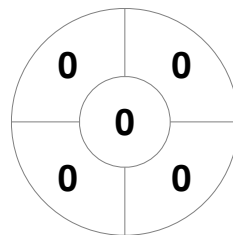


**VIC**

### Shots



**ACT**



**VIC**

### Shots on Target

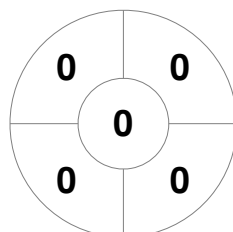


**ACT**



**VIC**

### Possession %



**ACT**



**VIC**

