

Match Statistics

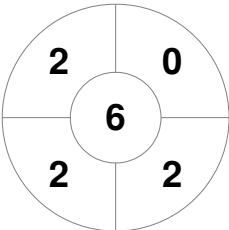
Match #	Date	Time	Pool / Class	Pitch
45	06 Jan 2024	16:20	Semi Final 1	Indoor Pitch 1

Australian Capital Territory			
GK Subs			

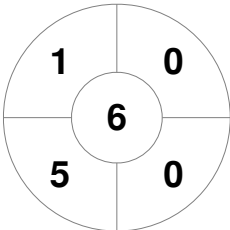
Official	1	2	3	4	T	SO
ACT	0	0	3	1	4	0
WA	1	0	2	1	4	2

Western Australia			
GK Subs			

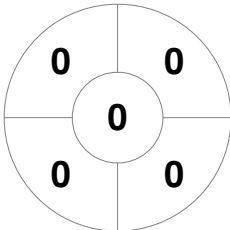
Penalty Corners



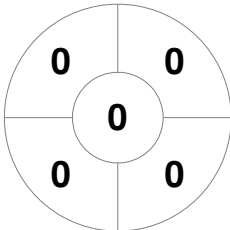
ACT



WA



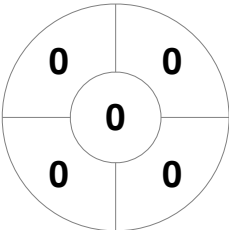
ACT



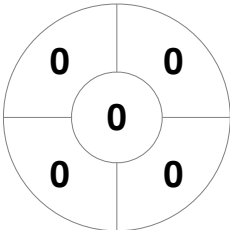
WA

Circle Entries

Shots

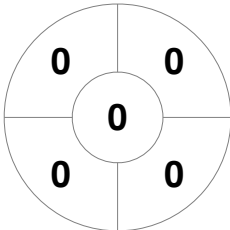


ACT

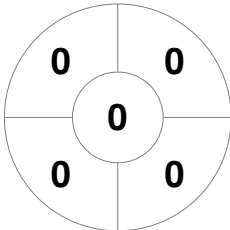


WA

Shots on Target

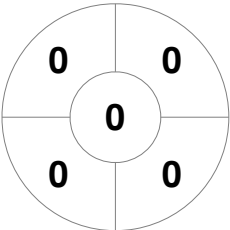


ACT

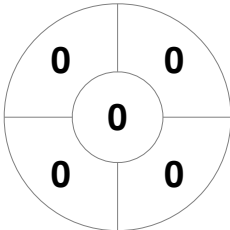


WA

Possession %



ACT



WA

