

Match Statistics

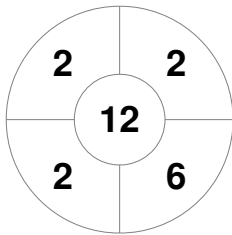
Match #	Date	Time	Pool / Class	Pitch
54	07 Jan 2024	14:30	Gold	National Hockey Centre

<b>New South Wales State</b>			
GK Subs			

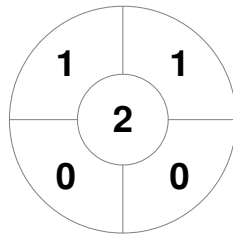
Official	1	2	3	4	T
NSWS	0	0	1	0	1
ACT	1	1	0	1	3

<b>Australian Capital Territory</b>			
GK Subs			

Penalty Corners



NSWS



ACT



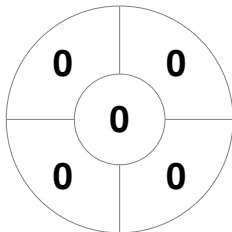
NSWS



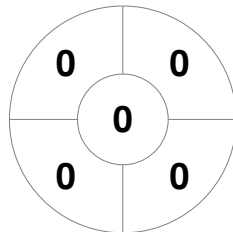
ACT

Circle Entries

Shots



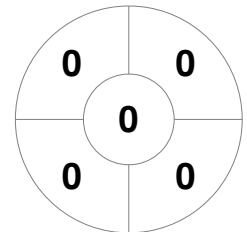
NSWS



ACT



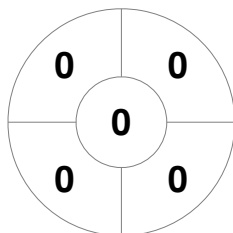
NSWS



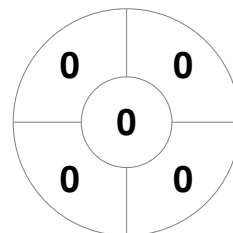
ACT

Shots on Target

Possession %



NSWS



ACT

