

Match Statistics

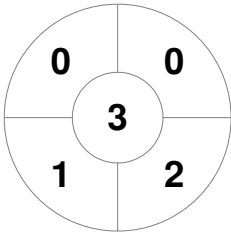
Match #	Date	Time	Pool / Class	Pitch
38	11 Jan 2024	12:10	Bronze	Indoor Pitch 1 - National Hockey Centre

Western Australia		
GK Subs	36	

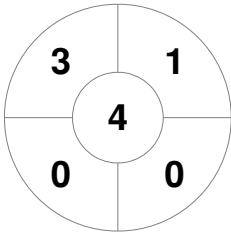
Official	1	2	3	4	T	SO
WA	0	0	1	1	2	2
ACT	0	1	1	0	2	1

Australian Capital Territory		
GK Subs		

Penalty Corners



WA



ACT



WA



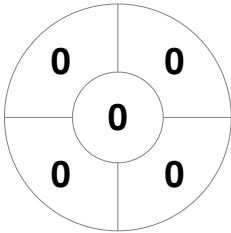
ACT

Circle Entries

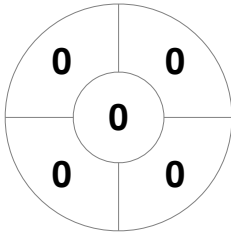
Shots



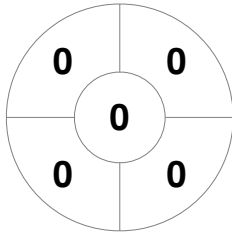
WA



ACT



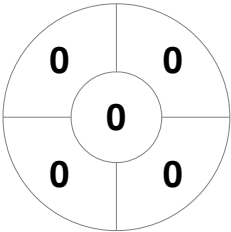
WA



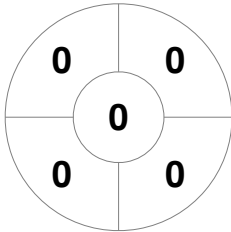
ACT

Shots on Target

Possession %



WA



ACT

