

Match Statistics

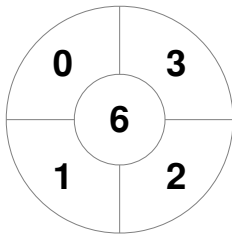
Match #	Date	Time	Pool / Class	Pitch
28	14 Jan 2024	11:00	Quarter Final 3	Indoor Pitch 1

Australian Capital Territory			
GK Subs			

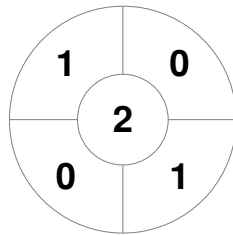
Official	1	2	3	4	T
ACT	0	0	0	2	2
WA	0	0	1	0	1

Western Australia			
GK Subs			

Penalty Corners



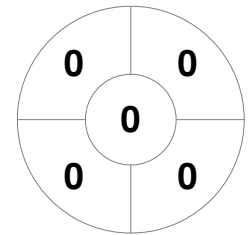
ACT



WA



ACT



WA

Circle Entries

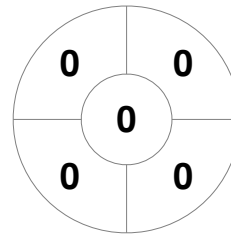
Shots



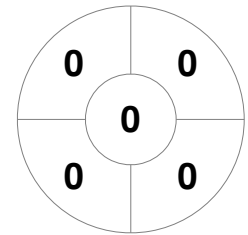
ACT



WA



ACT



WA

Shots on Target

Possession %



ACT



WA

