

Match Statistics

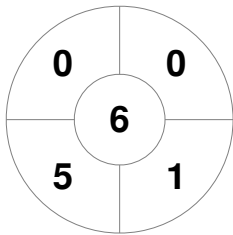
Match #	Date	Time	Pool / Class	Pitch
33	19 Jan 2024	17:00	Round 6	Indoor Pitch 1

Australian Capital Territory			
GK Subs			

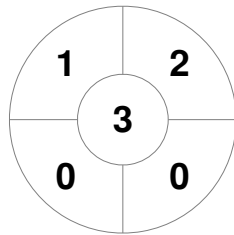
Official	1	2	3	4	T
ACT	0	0	0	1	1
WA	1	1	1	0	3

Western Australia			
GK Subs			

Penalty Corners



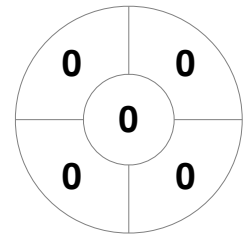
ACT



WA



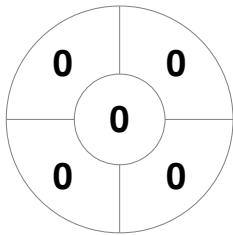
ACT



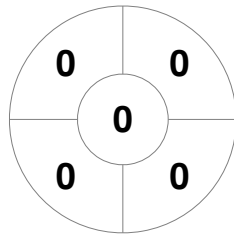
WA

Circle Entries

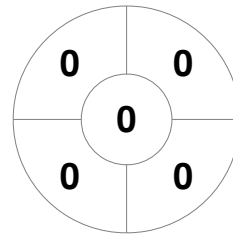
Shots



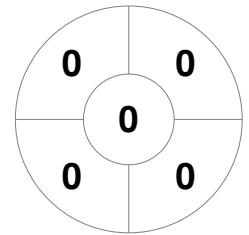
ACT



WA



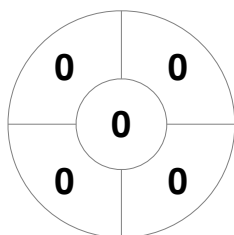
ACT



WA

Shots on Target

Possession %



ACT



WA

