

Match Statistics

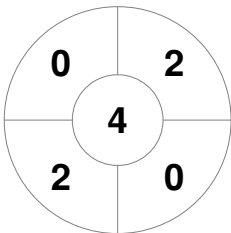
Match #	Date	Time	Pool / Class	Pitch
41	20 Mar 2024	09:00	5/6 Classification	Pitch 2 - Newcastle International Hockey Centre

Australian Capital Territory

Official	1	2	3	4	T	SO
ACT	1	1	0	0	2	2
NSW	2	0	0	0	2	3

New South Wales

Penalty Corners



ACT

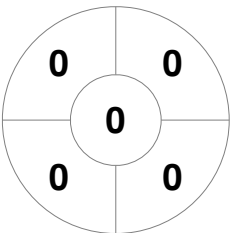


NSW

Circle Entries



ACT



NSW

Shots



ACT

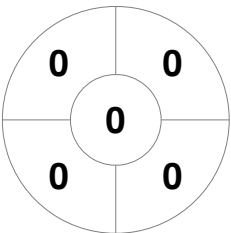


NSW

Shots on Target



ACT



NSW

Possession %



ACT



NSW

