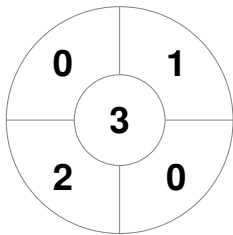


Match Statistics

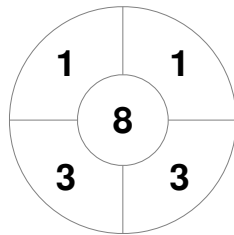
Match #	Date	Time	Pool / Class	Pitch
28	05 Jul 2024	12:00	Round 3	Pitch 1

Western Australia Black	Official	1	2	3	4	T	Australian Capital Territory
	WAB	1	0	2	0	3	
	ACT	0	2	2	0	4	

Penalty Corners



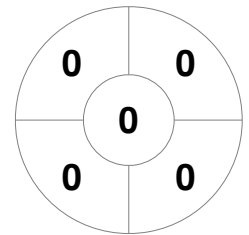
WAB



ACT



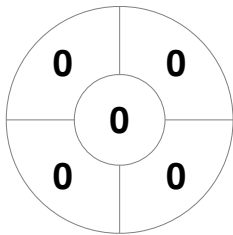
WAB



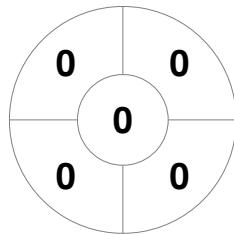
ACT

Circle Entries

Shots



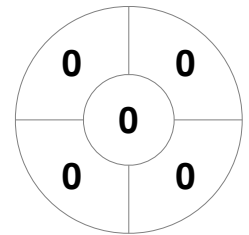
WAB



ACT



WAB



ACT

Shots on Target

Possession %



WAB



ACT

