

Match Statistics

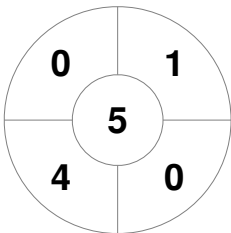
| Match # | Date | Time | Pool / Class | Pitch |
|---------|-------------|-------|--------------|------------------------------------|
| 25 | 05 Jul 2024 | 09:00 | Round 3 | Pitch 2 - Gold Coast Hockey Centre |

Australian Capital Territory

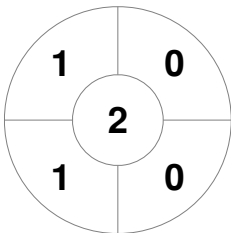
| Official | 1 | 2 | 3 | 4 | T |
|----------|---|---|---|---|---|
| ACT | 0 | 0 | 0 | 0 | 0 |
| TAS | 1 | 0 | 0 | 0 | 1 |

Tasmania

Penalty Corners



ACT



TAS



ACT



TAS

Circle Entries

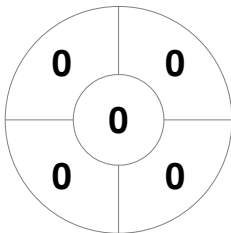
Shots



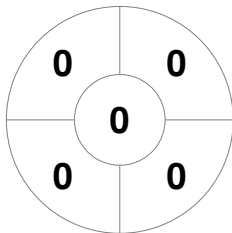
ACT



TAS



ACT



TAS

Shots on Target

Possession %



ACT



TAS

