

Match Statistics

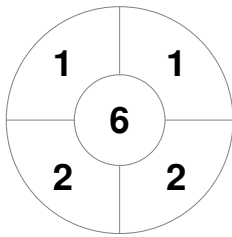
Match #	Date	Time	Pool / Class	Pitch
10	17 Jul 2024	08:30	60+/2 Men	Pitch 3

Western Australia

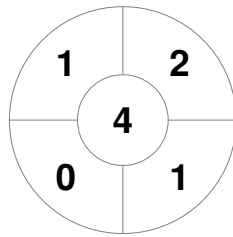
Official	1	2	3	4	T
WA	0	0	0	0	0
ACT	0	0	0	0	0

Australian Capital Territory

Penalty Corners

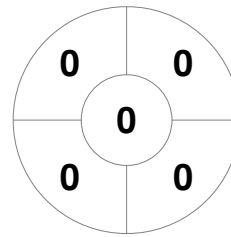


WA

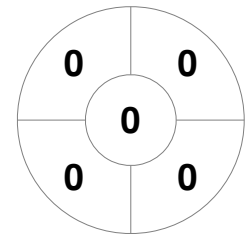


ACT

Circle Entries



WA



ACT

Shots

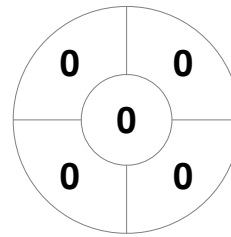


WA

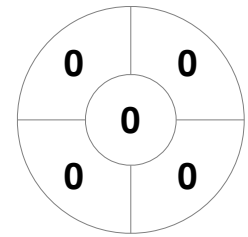


ACT

Shots on Target



WA



ACT

Possession %



WA



ACT

