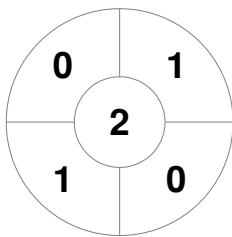


Match Statistics

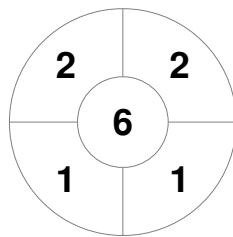
Match #	Date	Time	Pool / Class	Pitch
5	29 Jul 2024	08:00	15 & Under Boys	Pitch 1

Australian Capital Territory	Official	1	2	3	4	T	Western Australia
	ACT	1	0	0	1	2	
	WA	1	1	1	2	5	

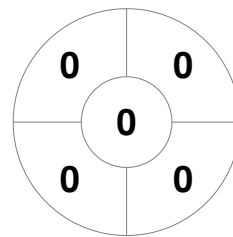
Penalty Corners



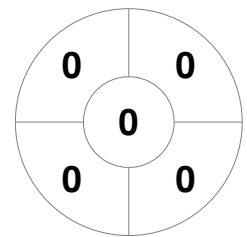
ACT



WA



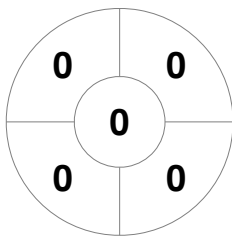
ACT



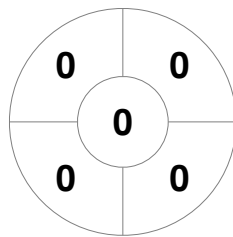
WA

Circle Entries

Shots



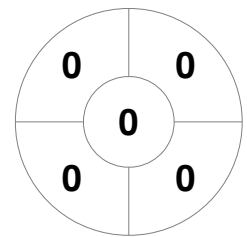
ACT



WA



ACT



WA

Shots on Target

Possession %



ACT



WA

