

Match Statistics

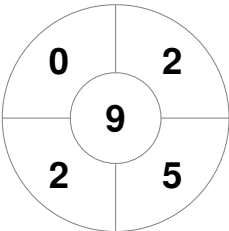
Match #	Date	Time	Pool / Class	Pitch
9	29 Jul 2024	15:00	15 & Under Boys	Pitch 1

Queensland

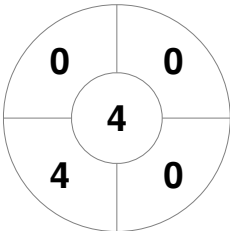
Official	1	2	3	4	T
QLD	0	2	1	1	4
ACT	0	0	0	1	1

Australian Capital Territory

Penalty Corners



QLD



ACT



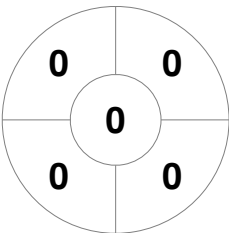
QLD



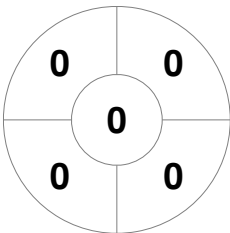
ACT

Circle Entries

Shots

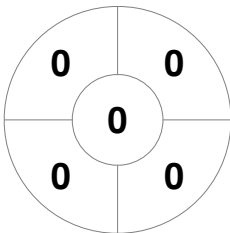


QLD

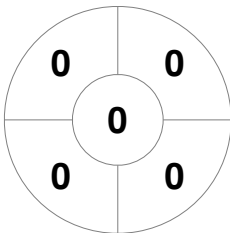


ACT

Shots on Target

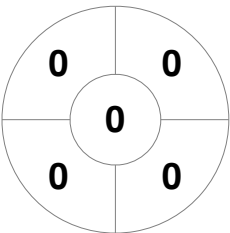


QLD

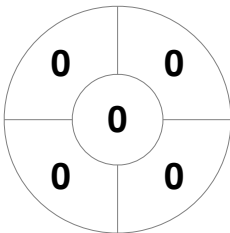


ACT

Possession %



QLD



ACT

