

Match Statistics

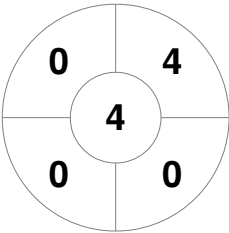
| Match # | Date | Time | Pool / Class | Pitch |
|---------|-------------|-------|--------------|---|
| 35 | 16 Dec 2024 | 18:00 | Round 6 | Indoor Pitch 1 - National Hockey Centre |

| | | | |
|-------------------|--|--|--|
| Western Australia | | | |
| GK Subs | | | |

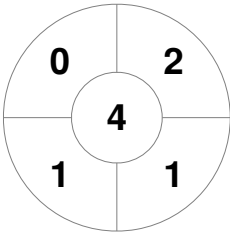
| Official | 1 | 2 | 3 | 4 | T |
|----------|---|---|---|---|---|
| WA | 1 | 1 | 0 | 1 | 3 |
| ACT | 1 | 1 | 0 | 1 | 3 |

| | | | |
|------------------------------|--|--|--|
| Australian Capital Territory | | | |
| GK Subs | | | |

Penalty Corners



WA



ACT



WA



ACT

Circle Entries

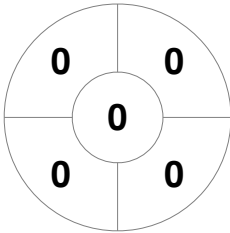
Shots



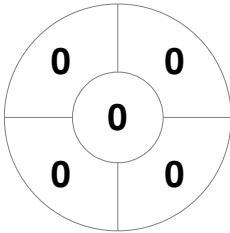
WA



ACT



WA



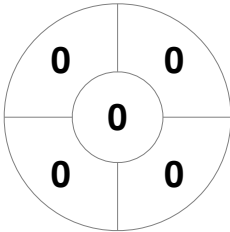
ACT

Shots on Target

Possession %



WA



ACT

