

Match Statistics

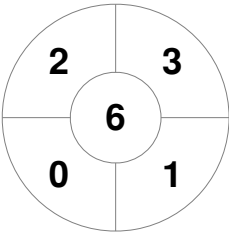
| Match # | Date | Time | Pool / Class | Pitch |
|---------|-------------|-------|--------------|---|
| 44 | 17 Dec 2024 | 15:10 | Semi Final 1 | Indoor Pitch 1 - National Hockey Centre |

| | | | |
|------------------------------|--|--|--|
| Australian Capital Territory | | | |
| GK Subs | | | |

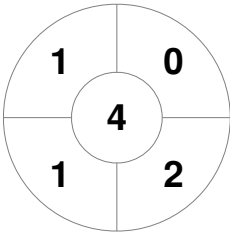
| Official | 1 | 2 | 3 | 4 | T |
|----------|---|---|---|---|---|
| ACT | 1 | 4 | 0 | 0 | 5 |
| TAS | 1 | 1 | 1 | 0 | 3 |

| | | | |
|----------|----|--|--|
| Tasmania | | | |
| GK Subs | 39 | | |

Penalty Corners



ACT



TAS



ACT



TAS

Circle Entries



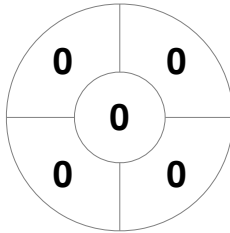
ACT



TAS



ACT

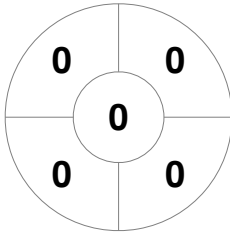


TAS

Shots on Target



ACT



TAS

Possession %

