

Match Statistics

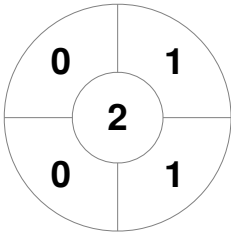
Match #	Date	Time	Pool / Class	Pitch
19	20 Dec 2024	17:00	Round 5	Indoor Pitch 1 - National Hockey Centre

Queensland			
GK Subs			

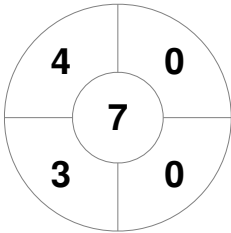
Official	1	2	3	4	T
QLD	0	0	3	0	3
ACT	0	1	0	2	3

Australian Capital Territory			
GK Subs			

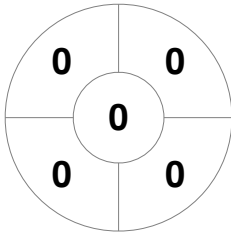
Penalty Corners



QLD



ACT



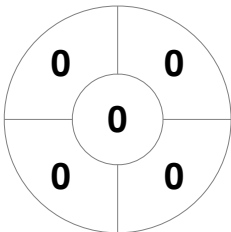
QLD



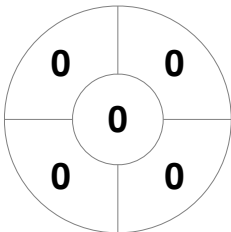
ACT

Circle Entries

Shots

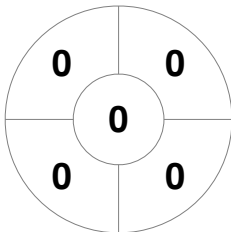


QLD

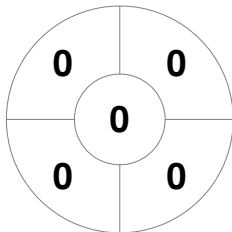


ACT

Shots on Target

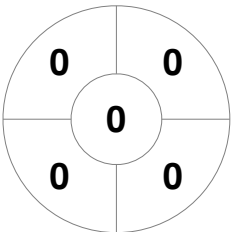


QLD

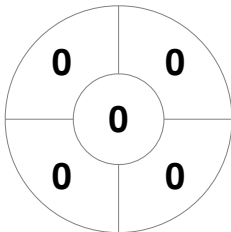


ACT

Possession %



QLD



ACT

