



Match Statistics

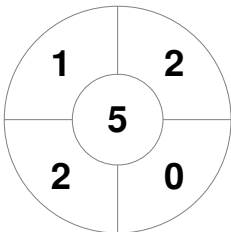
Match #	Date	Time	Pool / Class	Pitch
11	11 Jan 2025	18:00	Round 2	Indoor Pitch 1 - National Hockey Centre

Australian Capital Territory			
GK Subs			

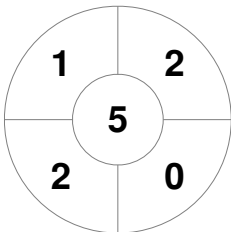
Official	1	2	3	4	T
ACT	0	0	1	2	3
QLDS	0	0	0	0	0

Queensland Spurs			
GK Subs			

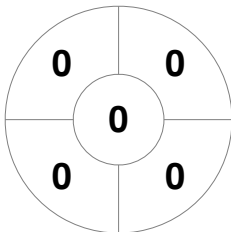
Penalty Corners



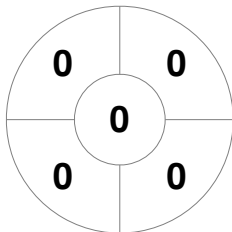
ACT



QLDS



ACT



QLDS

Shots



ACT



QLDS



ACT

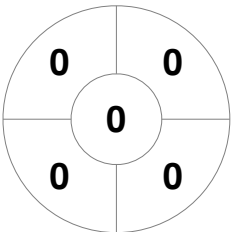


QLDS

Circle Entries

Shots on Target

Possession %



ACT



QLDS

