



Match Statistics

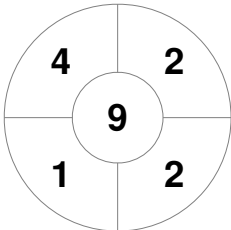
Match #	Date	Time	Pool / Class	Pitch
29	13 Jan 2025	10:00	Quarter Final 1	Indoor Pitch 1

Australian Capital Territory			
GK Subs			

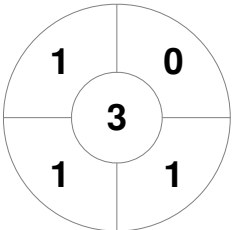
Official	1	2	3	4	T
ACT	1	2	0	2	5
WA	0	0	0	2	2

Western Australia			
GK Subs	31		

Penalty Corners



ACT



WA



ACT



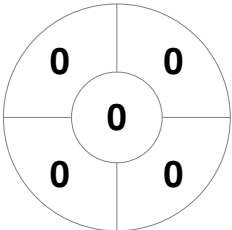
WA

Circle Entries

Shots

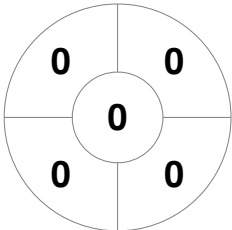


ACT

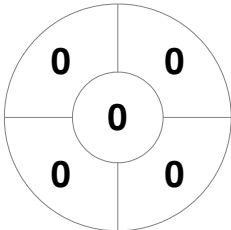


WA

Shots on Target

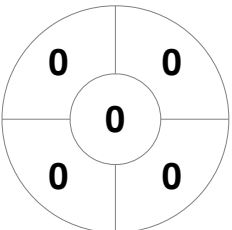


ACT

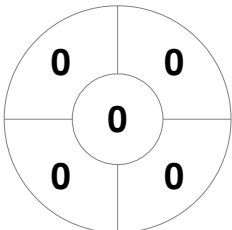


WA

Possession %



ACT



WA

