



Match Statistics

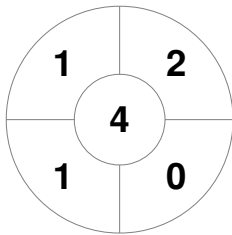
Match #	Date	Time	Pool / Class	Pitch
39	13 Jan 2025	20:00	Semi Final 1	Indoor Pitch 1

Australian Capital Territory			
GK Subs			

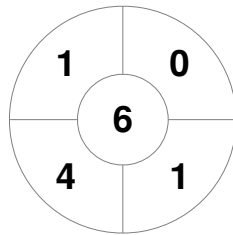
Official	1	2	3	4	T
ACT	1	1	0	2	4
QLDSH	1	0	0	2	3

Queensland Shots			
GK Subs	38		

Penalty Corners



ACT



QLDSH



ACT



QLDSH

Shots



ACT



QLDSH



ACT

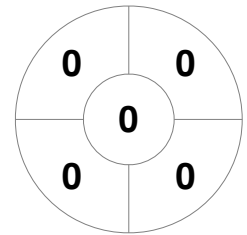


QLDSH

Shots on Target



ACT



QLDSH

Possession %



ACT



QLDSH

