



Match Statistics

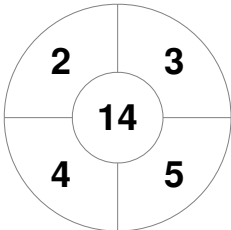
Match #	Date	Time	Pool / Class	Pitch
28	13 Jan 2025	09:00	Quarter Final 3	Indoor Pitch 1 - National Hockey Centre

Victoria			
GK Subs			

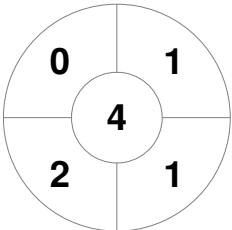
Official	1	2	3	4	T
VIC	1	1	0	0	2
ACT	0	0	1	0	1

Australian Capital Territory			
GK Subs	37		

Penalty Corners



VIC



ACT



VIC



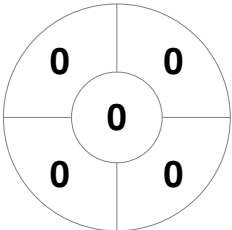
ACT

Circle Entries

Shots

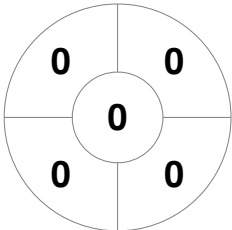


VIC

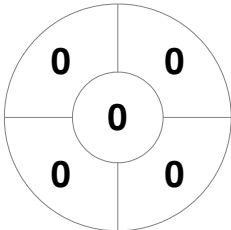


ACT

Shots on Target

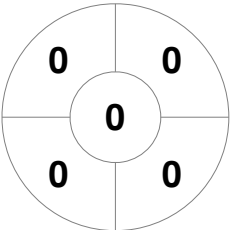


VIC

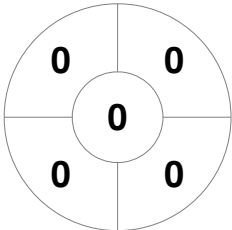


ACT

Possession %



VIC



ACT

