



Match Statistics

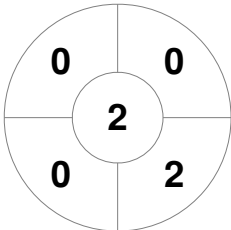
Match #	Date	Time	Pool / Class	Pitch
34	13 Jan 2025	15:00	Semi Final 4	Indoor Pitch 1 - National Hockey Centre

Tasmania			
GK Subs			

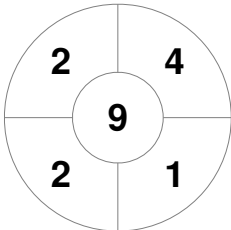
Official	1	2	3	4	T
TAS	0	0	0	0	0
ACT	1	1	0	1	3

Australian Capital Territory			
GK Subs			

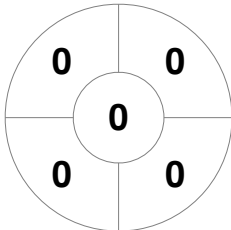
Penalty Corners



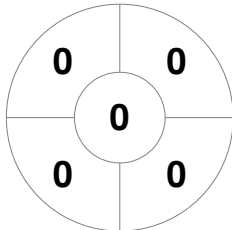
TAS



ACT



TAS

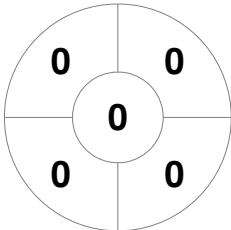


ACT

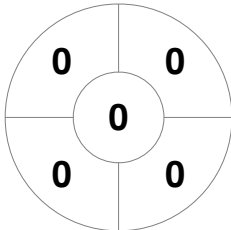
Shots



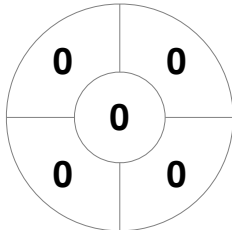
TAS



ACT

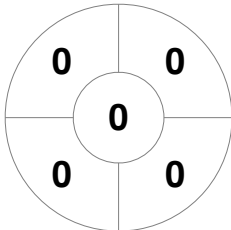


TAS

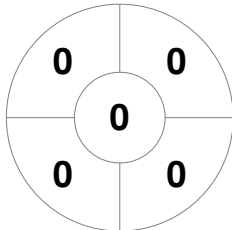


ACT

Circle Entries

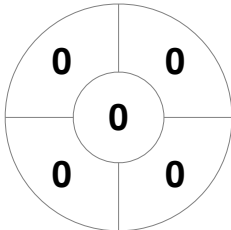


TAS

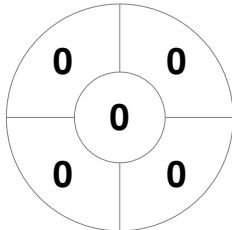


ACT

Shots on Target

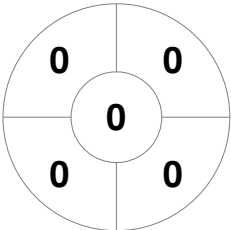


TAS

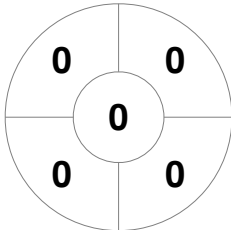


ACT

Possession %



TAS



ACT

