

Match Statistics

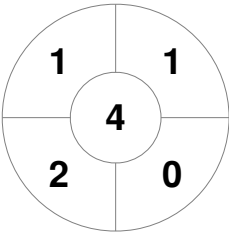
| Match # | Date | Time | Pool / Class | Pitch |
|---------|-------------|-------|--------------|---|
| 34 | 17 Jan 2025 | 17:00 | Semi Final 4 | Indoor Pitch 1 - National Hockey Centre |

| | | | |
|------------------------------|--|--|--|
| Australian Capital Territory | | | |
| GK Subs | | | |

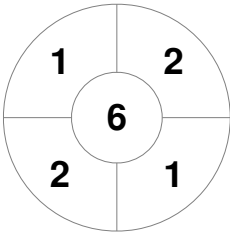
| Official | 1 | 2 | 3 | 4 | T |
|----------|---|---|---|---|---|
| ACT | 0 | 0 | 1 | 1 | 2 |
| WA | 0 | 0 | 1 | 0 | 1 |

| | | | |
|-------------------|----|--|--|
| Western Australia | | | |
| GK Subs | 38 | | |

Penalty Corners



ACT



WA



ACT



WA

Circle Entries



ACT



WA



ACT

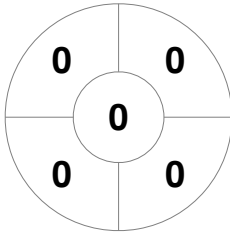


WA

Shots on Target



ACT



WA

Possession %

