

**Match Statistics**

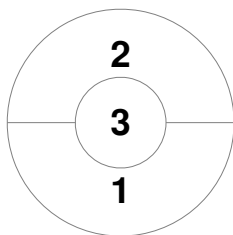
Match #	Date	Time	Pool / Class	Pitch
15	12 Jan 2017	11:00	Pool A	Indoor Pitch 1

Australian Capital Territory				
Timeouts	37	GK Subs		

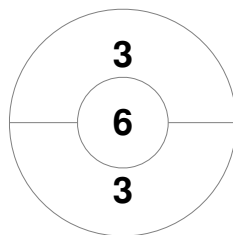
Official	1	2	T
ACT	1	2	3
WA	1	1	2

Western Australia				
Timeouts	14	32	GK Subs	

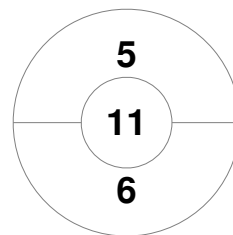
**Penalty Corners**



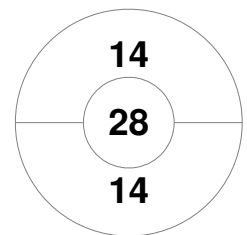
**ACT**



**WA**



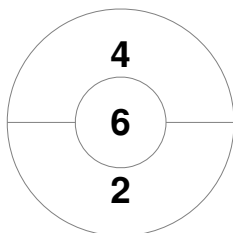
**ACT**



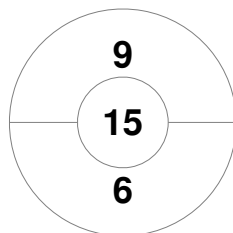
**WA**

**Circle Entries**

**Shots**

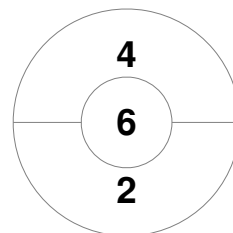


**ACT**

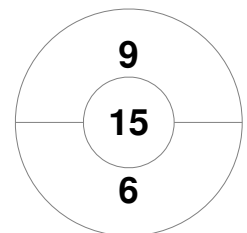


**WA**

**Shots on Target**

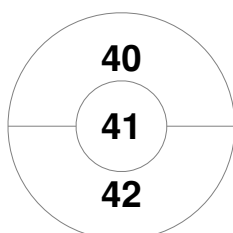


**ACT**

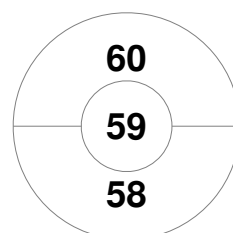


**WA**

**Possession %**



**ACT**



**WA**

