

Match Statistics

Match #	Date	Time	Pool / Class	Pitch
15	12 Jan 2017	09:00	Pool A	Indoor Pitch 1

<b>Australian Capital Territory</b>				
Timeouts	11	35	GK Subs	37

Official	1	2	T
ACT	1	1	2
WA	4	0	4

<b>Western Australia</b>				
Timeouts	37		GK Subs	

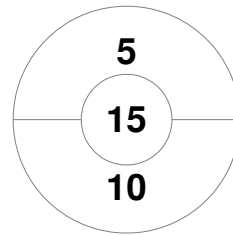
Penalty Corners



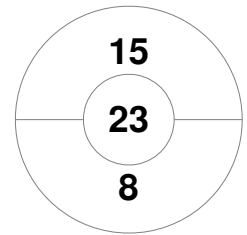
ACT



WA



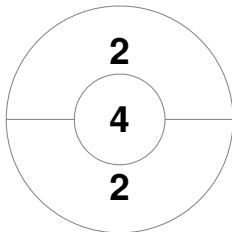
ACT



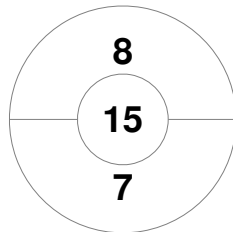
WA

Circle Entries

Shots

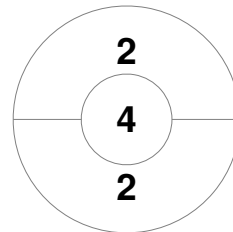


ACT

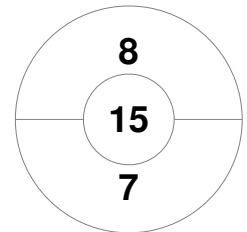


WA

Shots on Target

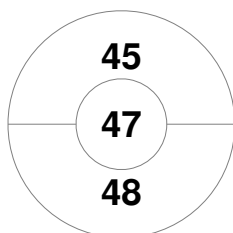


ACT

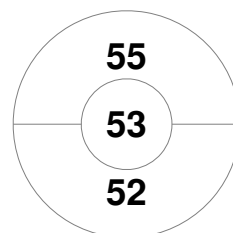


WA

Possession %



ACT



WA

