

Match Statistics

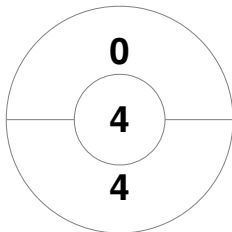
| Match # | Date | Time | Pool / Class | Pitch |
|---------|-------------|-------|--------------|----------------|
| 7 | 06 Jan 2017 | 10:00 | Pool A | Indoor Pitch 1 |

| | | | | |
|-------------------------------------|--|---------|--|--|
| Australian Capital Territory | | | | |
| Timeouts | | GK Subs | | |

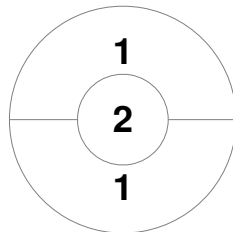
| | | | |
|----------|---|---|---|
| Official | 1 | 2 | T |
| ACT | 2 | 4 | 6 |
| QLD | 1 | 1 | 2 |

| | | | | |
|-------------------|----|---------|--|--|
| Queensland | | | | |
| Timeouts | 26 | GK Subs | | |

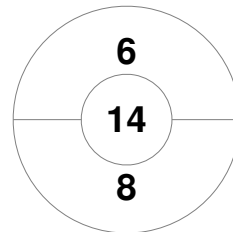
Penalty Corners



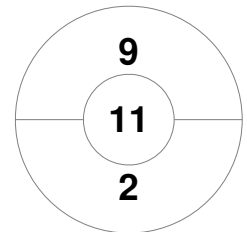
ACT



QLD



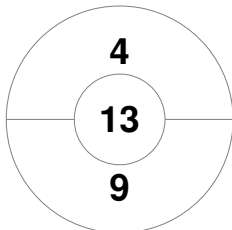
ACT



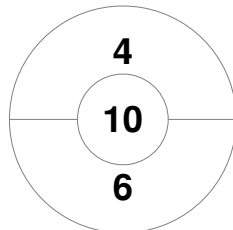
QLD

Circle Entries

Shots

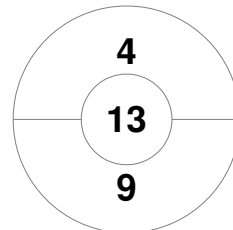


ACT

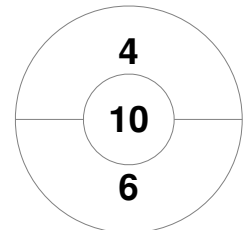


QLD

Shots on Target

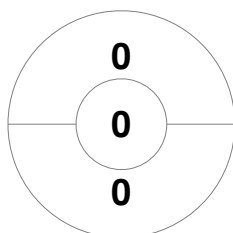


ACT

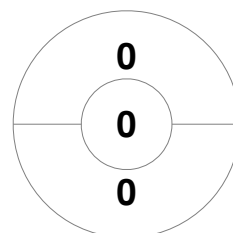


QLD

Possession %



ACT



QLD

